

## Models 5500 / 5501 Manual Dynamometer Switch Boxes

### DESCRIPTION


Magtrol Models 5500 and 5501 are manually-operated switch boxes that permit the connection of up to three Magtrol Dynamometers to a single dynamometer controller. Use of the switch boxes facilitates quick and easy interfacing of multiple dynamometers without the necessity of disconnecting and reconnecting the brake and control cables. For Magtrol WB Eddy-current or PB Powder Brake Dynamometers, BOTH a 5500 AND a 5501 Switch Box are necessary. Magtrol HD or ED Hysteresis Dynamometers only require the 5500.



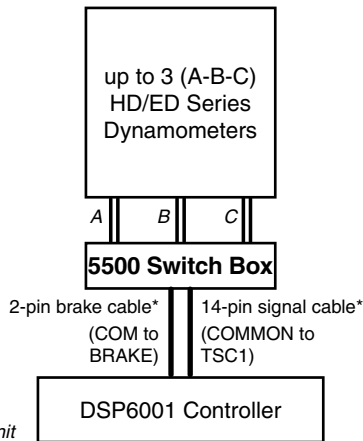
### 5500 REAR PANEL



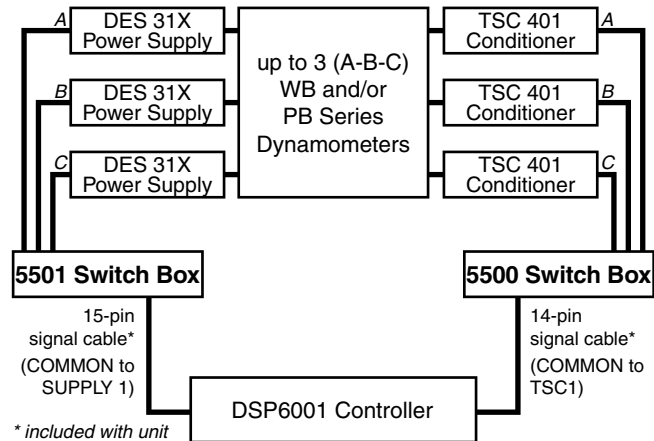
### 5501 REAR PANEL



### 5500 CONFIGURATION



### 5501 CONFIGURATION



ORDERING INFORMATION	
Dynamometer Type	Switch Box
HD/ED Hysteresis	5500 only
WB Eddy-current	5501 and 5500
PB Powder	5501 and 5500

CONNECTION		
Model	Included Cable(s)	DSP6001 Connection
5500	2-pin brake cable	To Brake Input (HD/ED only)
	14-pin signal cable	To TSC1 Connector
5501	15-pin signal cable	To Supply 1 Connector

DIMENSIONS		
	in	mm
Width	7.50	190
Depth	9.75	248
Height	2.75	70



**MAGTROL INC**  
70 Gardenville Parkway  
Buffalo, New York 14224 USA  
Phone: +1 716 668 5555  
Fax: +1 716 668 8705  
E-mail: magtrol@magtrol.com

**MAGTROL SA**  
Centre technologique Montena  
1728 Rossens/Fribourg, Switzerland  
Phone: +41 (0)26 407 3000  
Fax: +41 (0)26 407 3001  
E-mail: magtrol@magtrol.ch

**Subsidiaries in:**  
Great Britain  
Germany • France  
China • India  
Worldwide Network  
of Sales Agents

ISO 9001:2000  
BUREAU VERITAS  
Certification



[www.magtrol.com](http://www.magtrol.com)